


## Lesson One Words

1 Number the picture.



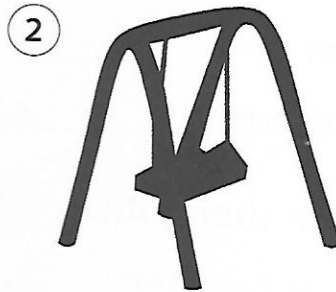
- ① swing
- ② slide
- ③ seesaw
- ④ net
- ⑤ tree

2 Write.




What's this?

It's a tree.




What's this?

It's \_\_\_\_\_.



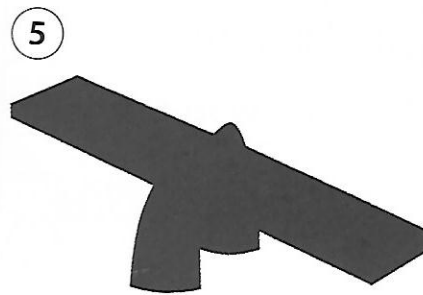
What's this?

It's \_\_\_\_\_.



What's this?

\_\_\_\_\_



What's this?


\_\_\_\_\_

1 Join the dots in the three pictures. Then read and match.


3. .4

3.

.5



6.




1.

3 2 7 6

1 Rosy's

on


the



2 Billy's

under

the



3 Tim's

in

the



2 Look at the pictures above and write.

slide on net in tree under

1 Where's Tim?

He's on the chair.

2 Where's Rosy?

She's in the tree.

3 Where's Billy?

He's under the slide.



# Lesson Three Words

1 Write.


frisbee ice cream pool



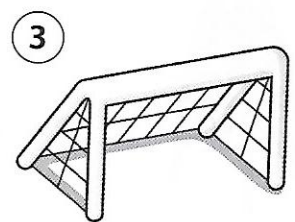

- 1 What's in the pool ? A ball.
- 2 Where's the \_\_\_\_\_ ? It's under the chair.
- 3 Where's the \_\_\_\_\_ ? It's on the table.

2 Look and write.



tree seesaw frame pool net slide armbands



1 s e e s a w  
2 t



3  
4 e



5 p  
6 climbing  
7 r k



1 Match.

Q

R

S

T

U

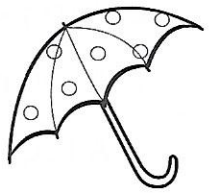


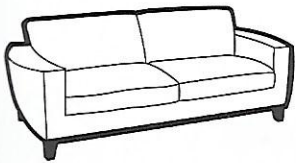
s

q


r

u

t



2 Read and write the letters *q*, *r*, *s*, *t* and *u*.



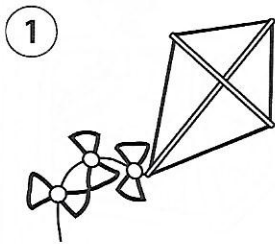
The queen is on the uofa.

The ueen has got a rabbit.

The reddy is on the uofa.

The reddy has got an umbrella.

3 Write.




kite



nurse



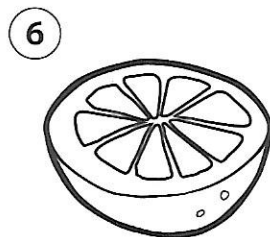
queen




rabbit



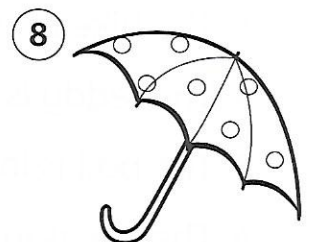
teddy



orange



uofa



umbrella



# Skills Time!

## Lesson Five

### Reading

1 Look at the picture. Read and write.

doll ball bike kite teddy

1 A toy is under a tree. What is it?

It's a bike.

2 A toy is on the slide. What is it?

It's a \_\_\_\_\_.

3 A toy is in the net. What is it?

It's a \_\_\_\_\_.

4 A toy is in a tree. What is it?

It's a \_\_\_\_\_.

5 A toy is on the seesaw. What is it?

It's a \_\_\_\_\_.



2 Read and write T (true) or F (false).

1 The bike is in a tree.

F

2 The teddy is under the slide.

\_\_\_\_\_

3 The ball is in the net.

\_\_\_\_\_

4 The kite is in a tree.

\_\_\_\_\_

5 The doll is on the seesaw.

\_\_\_\_\_



**Writing**

1 Circle the names. Write the sentences with capital letters at the start of the names.

1 My name's tim.

My name's Tim.

2 This is rosy.

3 rosy and billy are here.

4 tim is a pupil.

\_\_\_\_\_

\_\_\_\_\_

\_\_\_\_\_



**About me!**

2 Circle the things in a park.

lion swing window slide sofa seesaw door  
pool tree queen ball frisbee climbing frame

3 Draw and write about you and your friends at the park.

James is under the tree.

This is me and my friends at the park. I am \_\_\_\_\_ the \_\_\_\_\_.

\_\_\_\_\_ is \_\_\_\_\_ the \_\_\_\_\_.

\_\_\_\_\_ is \_\_\_\_\_ the \_\_\_\_\_.

The \_\_\_\_\_ is \_\_\_\_\_.

The \_\_\_\_\_ is \_\_\_\_\_.