


## Lesson One Words


### 1 Number the picture.



- ① swing
- ② slide
- ③ seesaw
- ④ net
- ⑤ tree

### 2 Write.


①



What's this?

It's a tree.

②



What's this?

It's a swing.


③



What's this?

It's a slide.


④



What's this?

It's a net

⑤



What's this?

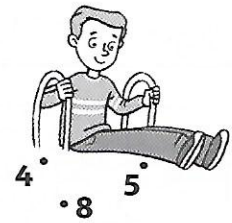


It's a seesaw

## Lesson Two Grammar

1 Join the dots in the three pictures. Then read and match.

3. .4

.5




1.

3. 2. 7. 6.

1 Rosy's

on


the



2 Billy's

under

the



3 Tim's

in

the



2 Look at the pictures above and write.

slide on net in tree under

1 Where's Tim?


He's on the slide.

2 Where's Rosy?

She's under the tree.

# Lesson Three Words


1 Write. frisbee ice cream pool




- 1 What's in the pool ? A ball.
- 2 Where's the frisbee ? It's under the chair.
- 3 Where's the ice cream ? It's on the table.

2 Look and write.

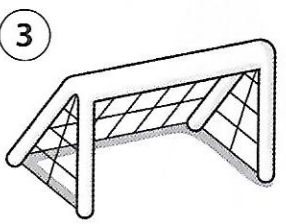
tree seesaw frame pool net slide armbands



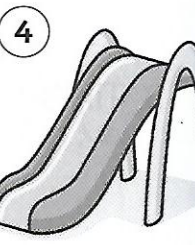
1 s e e s a w  
2 t r e e



3 n e t  
h





4 s l i d e



5 p o o l

6 climbing

f r a m e



7 a r m b a n d s

k




1 Match.

Q R S T U

s q r u t

sofa rabbit teddy queen umbrella

2 Read and write the letters q, r, s, t and u.



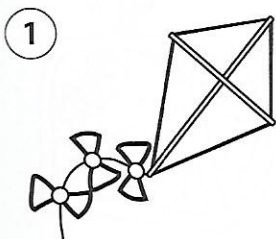
The queen is on the sofa.

The queen has got a rabbit.

The teddy is on the sofa.

The teddy has got an umbrella.


3 Write.




kite



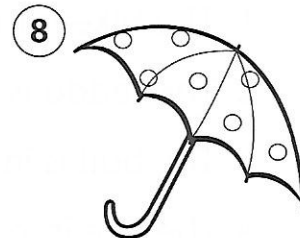

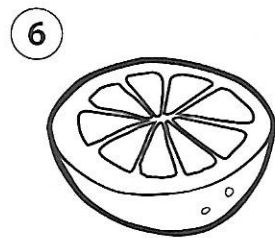
nurse



queen



rabbit



# Skills Time!

## Lesson Five

### Reading

1 Look at the picture. Read and write.

doll ball bike kite teddy

- |                                       |                       |
|---------------------------------------|-----------------------|
| 1 A toy is under a tree. What is it?  | It's a <u>bike</u> .  |
| 2 A toy is on the slide. What is it?  | It's a <u>teddy</u> . |
| 3 A toy is in the net. What is it?    | It's a <u>ball</u> .  |
| 4 A toy is in a tree. What is it?     | It's a <u>kite</u> .  |
| 5 A toy is on the seesaw. What is it? | It's a <u>doll</u> .  |



2 Read and write T (true) or F (false).

- |                                 |          |
|---------------------------------|----------|
| 1 The bike is in a tree.        | <u>F</u> |
| 2 The teddy is under the slide. | <u>F</u> |
| 3 The ball is in the net.       | <u>T</u> |
| 4 The kite is in a tree.        | <u>T</u> |
| 5 The doll is on the seesaw.    | <u>T</u> |

## Writing

1 Circle the names. Write the sentences with capital letters at the start of the names.

1 My name's tim.

My name's Tim.

2 This is rosy.

This is Rosy.

3 rosy and billy are here.

Rosy and Billy are here.

4 tim is a pupil.

Tim is a pupil.



## About me!

2 Circle the things in a park.

lion swing window slide sofa seesaw door

pool tree queen ball frisbee climbing frame

3 Draw and write about you and your friends at the park.

James is under the tree.

This is me and my friends at the park. I am at the park.

Jenny is on the seesaw.

Kevin is under the tree.

The ball is in the net.